



# Skinobs Audience Report

## Synthesis 2022

Statistics report

Preclinical and Clinical Testing Platforms



# CLINICAL & PRECLINICAL TESTING PLATFORMS GLOBAL STATISTICS



**6. mins**

Average  
consultation  
duration

## DETAILS OF THE EVALUATION MANAGERS INTERESTS



**+29 %**

**80 000** pages consulted

+ 80 000 vs + 62 300 in 2021

**+37 %**

**14 200 sessions** vs 10 300 in 2021

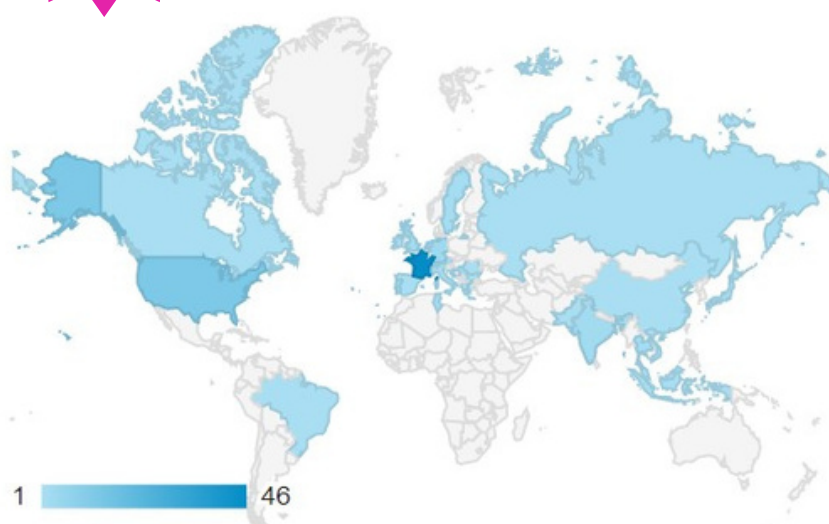
## WORLDWIDE CONNECTIONS

**7 700 visitors** vs 5 400  
from **93 countries**

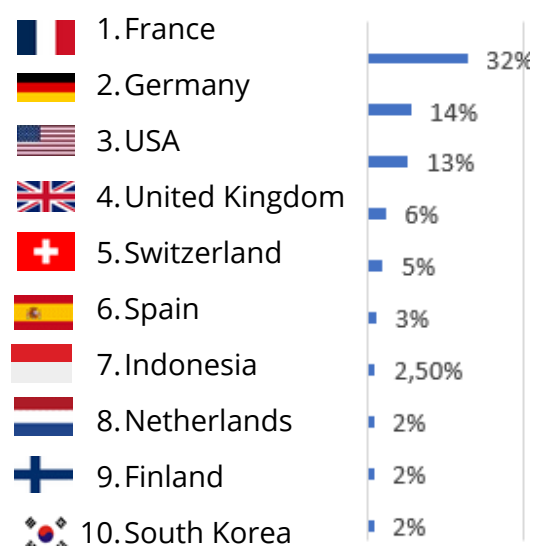
**+44%**  
visitors

**32 %** France

**68 %** rest of the world



Origin of users



# CLINICAL TESTING PLATFORM

**64 %**  
of connections  
for this platform

Skinobs Internal Sources

## GENERAL OVERVIEW

- **3 000 connected users**
  - 🇫🇷 32 % of French
  - 🇬🇧 68 % of English speaking
- **774 new users**
- **51 500 pages consulted**

**200**  
pages  
consulted  
per day



**Worldwide Referencing**  
**400** Methods  
**150** Claims  
**240** Laboratories

## THE SEARCHES

**7 500 total | 30 per day**

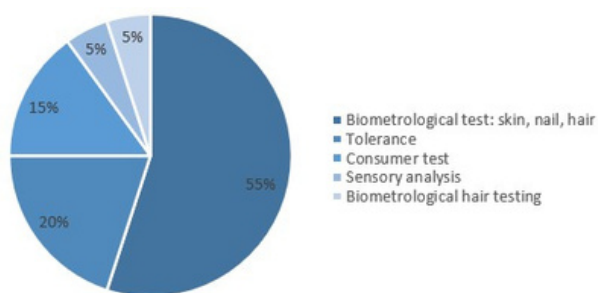
## THE MOST SEARCHED TOPICS

### Top 8 of the most researched Claims

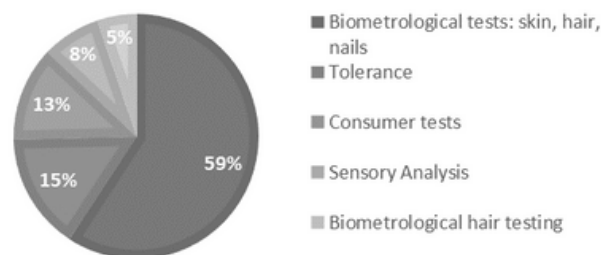
1. Hydration
2. Anti-ageing
3. Nourishing
4. Anti-UVB
5. Anti-Maskné
6. Radiance of the complexion
7. Regenerating
8. Anti-inflammatory



## Top 5 of Types of Tests

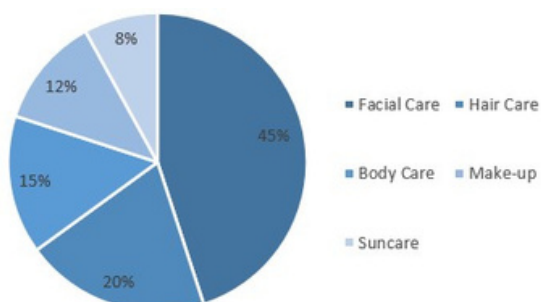


2022

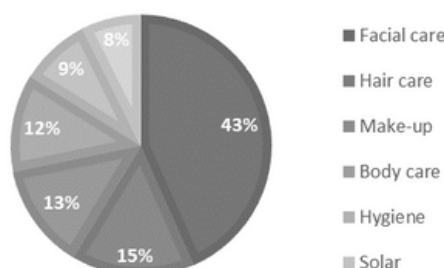


2021

## Top 6 of Types of Products



2022



2021

# PRECLINICAL TESTING PLATFORM

**36 %**  
of connections  
for this platform

Skinobs Internal Sources

## GENERAL OVERVIEW

- **1 500 connected users**
  - 🇫🇷 32% of French
  - 🇬🇧 68% of English speakers
- **685 new users**
- **29 000 pages consulted**

**111**  
pages  
consulted  
per day



**Worldwide  
Referencing**

**400** Methods  
**52** Mechanisms of actions  
**188** Laboratories

## THE SEARCHES

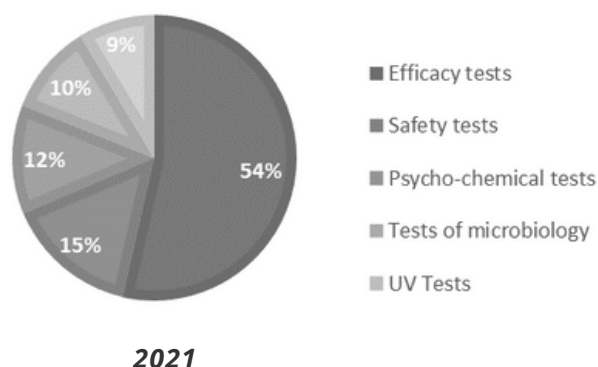
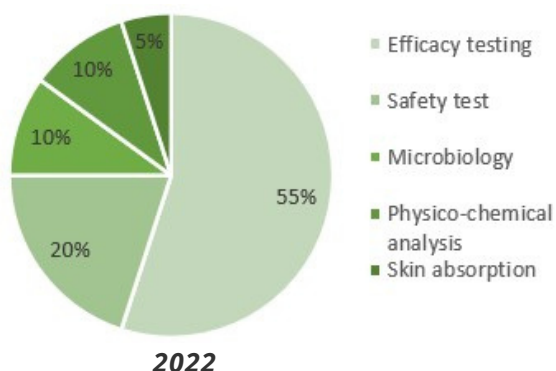
**4 100** total | **16** per day

## THE MOST SEARCHED TOPICS

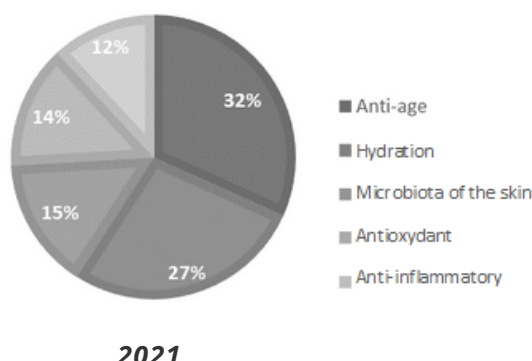
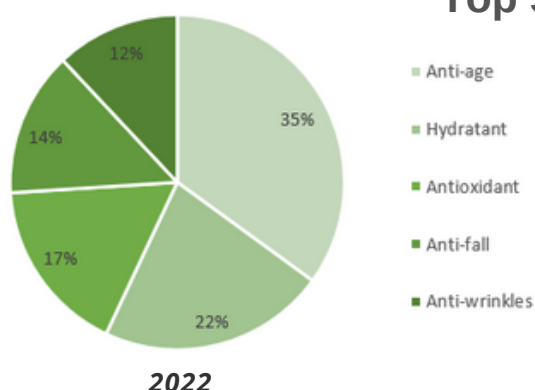
### Top 8 of the most researched Claims

1. Anti-ageing
2. Hydration
3. Antioxidant
4. Anti-fall
5. Anti-wrinkles
6. Skin microbiota
7. Firming
8. Anti-inflammatory

## Top 5 Types of Tests



## Top 5 of Claims





# NEWS FEED & PRESS REVIEW

**102 000**  
articles read  
in 2022

680 articles published



153 articles | 536 articles

**6 450 subscribers to the News Feed**



56% | 44%



**Article readings [average]**

**8 500** per month ..... **+25% vs 2021**

**102 000** total ..... **+24% vs 2021**

**3 684** articles published  
since 2015

**Opening rate  
average**

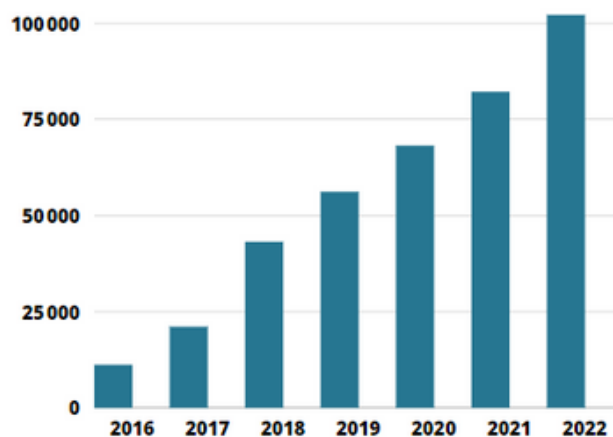
**40%**

"excellent" by WordPress

**Click rate  
average**

**5%**

"good" by WordPress



Number of articles read from 2016 to 2022

**10 950** MONTHLY RECORD  
article readings in March 2022